





High Performance Racing Applications

	PLUG 	GAP ÉNCARTEMENT ESPACIO		PLUG 	GAP ÉNCARTEMENT ESPACIO
ACURA			BMW (Cont'd/Suite/Continúa)		
<i>Integra</i>			325i		
2001-00 4-1.8L F/inj. DOHC V-Tec	AR3923	.044	1995-91 6-2.5L F/inj. (24V)	AR3923	.032
<i>NSX</i>			325i, 325iC		
2006-00 V6-3.0L F/inj.	AR3923	.044	1994 6-2.5L F/inj.	AR3923	.032
1999 V6-3.0L F/inj. DOHC	AR3923	.044	325iC		
1995-94 V6-3.0L F/inj.	AR3924	.044	1993-92 6-2.5L F/inj. (12V)	AR3923	.032
<i>RL</i>			325iC, 325iS		
2004-00 V6-3.5L F/inj. SOHC	AR3924	.044	1995 6-2.5L F/inj. (24V)	AR3923	.032
<i>RSX</i>			325iS		
2004-02 4-2.0L F/inj. (16V) DOHC K20A3 V-Tec	AR3923	.044	1994-93 6-2.5L F/inj.	AR3923	.035
ALFA ROMEO			325iS, 325iX, 525i		
<i>164</i>			1991 6-2.5L F/inj.	AR3923	.032
1995-94 V6-3.0L F/inj.	AR3923	.025	328i, 328Ci, 528i		
ASTON MARTIN			2000 6-2.8L F/inj.	AR3924	.040
<i>DB-7</i>			328i, 328iC, 328iS		
2004-02 V12-6.0L F/inj. DOHC	AR3924	.052	1996 6-2.8L F/inj.	AR3923	.032
2001-00 V12-5.9L F/inj. DOHC	AR3924	.050	525i		
2001-00 6-3.2L F/inj. DOHC SC	AR3924	.030	1993-92 6-2.5L F/inj.	AR3923	.032
1998-97 6-3.2L F/inj. DOHC SC	AR3924	.030	525i, 525i Touring		
1999 6-3.2L F/inj. DOHC	AR3924	.030	1994 6-2.5L F/inj.	AR3923	.030
1997-96 6-3.2L F/inj. DOHC	AR3924	.030	530i		
<i>DB-9</i>			1996-94 V8-3.0L F/inj.	AR3924	.032
2009-05 V12-6.0L F/inj. (48V) QOHC	AR3924	.052	540i		
<i>DBS</i>			1996 V8-4.0L F/inj.	AR3924	.032
2009-08 V12-6.0L F/inj. (48V) QOHC	AR3924	.052	540i, 540iA		
<i>Vanquish</i>			2004-00 V8-4.4L F/inj.	AR3924	.040
2006-02 V12-6.0L F/inj. (48V) QOHC	AR3924	.052	540i, 740iL		
2001 V12-5.9L F/inj. DOHC	AR3924	.050	1997 V8-4.4L F/inj.	AR3923	.032
<i>Virage</i>			545i, 645Ci, 745i		
1995-90 V8-5.3L F/inj.	AR3923	.030	2005-03 V8-4.4L F/inj.	AR3924	.040
<i>Volante</i>			850Ci		
1995-90 V8-5.3L F/inj.	AR3923	.030	1997 V12-5.4L F/inj.	AR3923	.032
AUDI			<i>M3</i>		
<i>TT Coupe</i>			1995 6-3.0L F/inj. (24V)	AR3924	.035
2009-08 4-2.0L F/inj. Turbo	AR3923	.032	<i>M5</i>		
2006-00 4-1.8L F/inj. Turbo	AR3923	.032	2003-00 V8-5.0L F/inj.	AR3924	.040
BMW			<i>Z3</i>		
<i>318i, 318iC, 318iS</i>			2002-00 6-2.5L F/inj.	AR3924	.040
1995 4-1.8L F/inj. (16V)	AR3923	.032	<i>Z4</i>		
1993 4-1.8L F/inj.	AR3923	.032	2006-03 6-2.5L F/inj. (24V) DOHC M54	AR3924	.040
<i>318i, 318iC, 318iS, 318ti</i>			2005-03 6-3.0L F/inj. (24V) DOHC M54	AR3924	.040
1996 4-1.9L F/inj.	AR3923	.032	<i>Z8</i>		
<i>318iS</i>			2003-01 V8-5.0L F/inj. (32V) DOHC	AR3924	.040
1994 4-1.8L F/inj.	AR3923	.030	<i>Alpina Roadster</i>		
1991 4-1.8L F/inj. (16V)	AR3923	.032	2004-03 V8-4.8L F/inj. (32V) DOHC	AR3924	.040
<i>318ti</i>			BUICK		
1995 4-1.8L F/inj.	AR3923	.032	<i>Regal, Grd Natl, GNX6</i>		
<i>323i, 323Ci</i>			1987-84 V6-3.8L F/inj. Turbo (7)	AR25	.035
2000 6-2.5L F/inj.	AR3924	.040	1974-73 V8-455CID 2 bbl.	AR25	.040

High Performance Racing Applications

	PLUG 	GAP ÉNCARTEMENT ESPACIO		PLUG 	GAP ÉNCARTEMENT ESPACIO
BUICK (Cont'd/Suite/Continúa)			CHEVROLET (Cont'd/Suite/Continúa)		
<i>Skylark, Special, Sportwagon (RWD)</i>			<i>Nova, Chevy II</i>		
1967 V8-400CID 4 bbl.	AR25	.035	1974-72 V8-350CID 2 & 4 bbl.	AR135	.035
CHEVROLET			1971 V8-350CID 4 bbl.	AR25	.035
<i>Beretta, GT, GTZ, Z26</i>			1970 V8-396CID 4 bbl.	AR24	.035
1992-90 4-2.3L F/inj. (A)	AR3924	.035	CHEVROLET/GMC TRUCK		
<i>Camaro, Iroc Z, RS, Z28</i>			<i>El Camino/Caballero/Sprint</i>		
1983 V6-2.8L 2 bbl. HO (L)	AR23	.045	1970 V8-396CID 4 bbl.	AR25	.035
1995-94 V6-3.4L F/inj. (S)	AR25	.045	1970 V8-396CID 4 bbl. High Perf	AR24	.035
1973-69 V8-307CID 2 bbl.	AR135	.035	1970 V8-454CID 4 bbl.	AR24	.035
1974 V8-350CID 2 & 4 bbl.	AR135	.035	CHRYSLER		
1970 V8-350CID 2 & 4 bbl.	AR135	.035	<i>Cirrus</i>		
1972 V8-350CID 4 bbl.	AR135	.035	1995 V6-2.5L F/inj. (H)	AR3923	.044
1971 V8-350CID 4 bbl.	AR25	.035	<i>Crossfire</i>		
1972 V8-400CID 4 bbl.	AR135	.035	2008-04 V6-3.2L F/inj. (18V) SOHC (L)	AR3924	.040
1985 V8-5.0L 4 bbl. (G)	AR25	.045	2006-05 V6-3.2L F/inj. (18V) SOHC (N) SC	AR3924	.040
1986 V8-5.0L 4 bbl. (H)	AR24	.045	<i>Sebring (FJ-Body), Sebring Convertible</i>		
1986-85 V8-5.0L F/inj. (F)	AR24	.035	1998-96 4-2.0L F/inj. (16V) DOHC (Y)	AR3923	.050
1987 V8-5.7L F/inj. (8)	AR24	.035	1998-97 4-2.4L F/inj. (16V) (X)	AR3924	.050
<i>Chevelle, Malibu</i>			2000-96 V6-2.5L F/inj. (H)	AR3923	.044
1974-72 V8-350CID 4 bbl.	AR135	.035	1997-95 V6-2.5L F/inj. (N)	AR3923	.044
1974 V8-400CID 2 & 4 bbl.	AR135	.035	2000 V6-2.5L F/inj. (24V) DOHC (N)	AR3924	.044
1972 V8-400CID 4 bbl.	AR135	.035	DODGE		
1970 V8-400CID 4 bbl.	AR25	.035	<i>Charger, Coronet, Super Bee</i>		
1974-72 V8-454CID 4 bbl.	AR135	.035	1974 V8-440CID 4 bbl.	AR23	.035
1971-70 V8-454CID 4 bbl.	AR24	.035	<i>Neon</i>		
1971 V8-454CID 4 bbl. High Perf	AR25	.035	2006-97 4-2.0L F/inj. SOHC (C)	AR3923	.035
<i>Cobalt</i>			2006-03 4-2.0L F/inj. HO (F)	AR3923	.035
2007-05 4-2.0L (16V) DOHC SC (P)	AR3923	.040	1999-96 4-2.0L F/inj. DOHC (Y)	AR3923	.035
<i>Corvette</i>			1998 4-1.8L F/inj.	AR3923	.035
1974-72 V8-350CID 4 bbl.	AR135	.035	<i>Stealth</i>		
1971 V8-350CID 4 bbl.	AR25	.035	1991-92 V6-3.0L F/inj. DOHC Twin-Turbo (C)	AR3924	.044
1973-72 V8-350CID 4 bbl. High Perf	AR135	.035	1993-91 V6-3.0L F/inj. DOHC (B)	AR3924	.044
1974-72 V8-454CID 4 bbl.	AR135	.035	1993 V6-3.0L F/inj. Turbo (C) (Cdn)	AR3924	.044
1971-70 V8-454CID 4 bbl.	AR24	.035	1997-93 V6-3.0L F/inj. DOHC (J)	AR3924	.044
1992-90 V8-5.7L F/inj. (J)	AR3924	.035	1997-93 V6-3.0L F/inj. Turbo (K)	AR3924	.044
1992-91 V8-5.7L F/inj. (8)	AR3924	.035	EAGLE		
1998-97 V8-5.7L F/inj. (32V) (G)	AR103	.050	<i>Talon</i>		
<i>Impala</i>			1998-95 4-2.0L F/inj. (Y)	AR3923	.050
1973-72 V8-350CID 2 & 4 bbl.	AR135	.035	FORD		
1973-72 V8-400CID 2 bbl.	AR135	.035	<i>Contour, Contour SVT</i>		
1973-72 V8-454CID 4 bbl.	AR135	.035	2000-98 V6-2.5L F/inj. (24V) DOHC HO (G)	AR764	.054
<i>Monte Carlo</i>			2000-98 V6-2.5L F/inj. (24V) DOHC (L)	AR764	.054
1974-72 V8-350CID 2 & 4 bbl.	AR135	.035	<i>Falcon</i>		
1971 V8-350CID 4 bbl.	AR25	.035	1964-63 V8-260CID	AR33	.035
1974-70 V8-400CID 2 & 4 bbl.	AR135	.035	1968-63 V8-289CID 2 & 4 bbl.	AR33	.035
1974-72 V8-454CID 4 bbl.	AR135	.035	1970-68 V8-302CID 2 bbl.	AR33	.035
1971 V8-454CID 4 bbl.	AR24	.035	1963 V8-352CID 2 bbl.	AR33	.035
1971 V8-454CID 4 bbl. High Perf	AR25	.035			
1986 V8-5.0L 4 bbl. (G)	AR24	.035			





High Performance Racing Applications

	PLUG 	GAP ÉNCARTEMENT ESPACIO		PLUG 	GAP ÉNCARTEMENT ESPACIO
FORD (Cont'd/Suite/Continúa)			FORD (Cont'd/Suite/Continúa)		
<i>Galaxie</i>			<i>Taurus</i>		
1971-61 V8-390CID 2 & 4 bbl.	AR33	.035	1995-90 V6-3.0L F/inj. SHO (Y)	AR3924	.044
1961 V8-390CID 3-2bbl	AR33	.035	1999-96 V8-3.4L F/inj. SHO (N)	AR764	.044
1964-61 V8-390CID 4 bbl. High Perf	AR33	.035	<i>Thunderbird</i>		
1963-62 V8-406CID 3-2bbl	AR33	.035	1986-83 4-2.3L F/inj. Turbo (W)	AR764	.034
1963-62 V8-406CID 4 bbl.	AR33	.035	1980 V8-255CID 2 bbl.	AR25	.050
1967-63 V8-427CID 2-4bbl	AR33	.035	1964 V8-289CID 2 & 4 bbl.	AR33	.035
1968-63 V8-427CID 4 bbl.	AR33	.035	1962-58 V8-352CID 4 bbl.	AR33	.035
1965 V8-427CID High Perf	AR33	.035	1963 V8-390CID 3-2bbl	AR33	.035
1968-67 V8-428CID 4 bbl.	AR33	.035	1968-61 V8-390CID 4 bbl.	AR33	.035
1969-66 V8-428CID 4 bbl. High Perf	AR33	.035	1996-95 V8-4.6L F/inj. SOHC (W)	AR764	.054
1972-69 V8-429CID 2 & 4 bbl.	AR33	.035	1972 V8-400CID 2 bbl. W	AR33	.035
1971 V8-429CID 4 bbl. Police	AR33	.035	1972 V8-400CID 2 bbl. C	AR25	.035
<i>GT</i>			1967-66 V8-428CID 4 bbl.	AR33	.035
2008-05 V8-5.4L F/inj. (32V) DOHC SC (S)	AR103	.044	1972-68 V8-429CID 2 & 4 bbl.	AR33	.035
<i>Mustang</i>			1973 V8-429CID 4 bbl. C	AR25	.035
1992 4-2.3L F/inj. (M)	AR764	.044	1971-70 V8-429CID 4 bbl. C	AR24	.035
1986-84 4-2.3L F/inj. Turbo (W)	AR764	.034	1960-59 V8-430CID 4 bbl.	AR33	.035
1999 V6-3.8L F/inj. (4)	AR764	.054	1992 V8-5.0L F/inj. HO (T)	AR25	.054
2004-03 V8-4.6L F/inj. (32V) Mach 1 (R)	AR103	.054	<i>Torino</i>		
2004-03 V8-4.6L F/inj. (32V) DOHC SC (Y)	AR103	.054	1968-63 V8-289CID 2 & 4 bbl. High Perf.	AR33	.035
2004-03 V8-4.6L F/inj. (32V) (V)	AR103	.054	1974-69 V8-302CID	AR33	.035
2004 V8-4.6L F/inj. (16V) (X)	AR103	.054	1970 V8-302CID 2 bbl. C	AR24	.035
2003-96 V8-4.6L F/inj. (16V) (X)	AR764	.054	1974-70 V8-351CID 2 & 4 bbl. C	AR25	.035
2002-96 V8-4.6L F/inj. (32V) (V)	AR764	.054	1974-69 V8-351CID 2 & 4 bbl. W	AR33	.035
2002-01 V8-4.6L F/inj. (16V) (W)	AR764	.054	1969-66 V8-390CID 2 & 4 bbl.	AR33	.035
1995-94 V8-5.0L F/inj. (T)	AR25	.054	1961 V8-390CID 2 & 4 bbl.	AR33	.035
1995-93 V8-5.0L F/inj. (D)	AR764	.054	1961 V8-390CID 3-2bbl	AR33	.035
1993-88 V8-5.0L F/inj. HO (E)	AR25	.054	1961 V8-390CID 4 bbl. High Perf	AR33	.035
1985-82 V8-5.0L 2 & 4 bbl. HO	AR25	.044	1972 V8-400CID 2 bbl. C	AR25	.035
2009-07 V8-5.4L F/inj. SC (S)	AR103	.044	1972 V8-400CID 2 bbl.	AR33	.035
1980-79 4-140CID 2 bbl. Turbo	AR764	.034	1967 V8-427CID 2-4bbl	AR33	.035
1980 V8-255CID 2 bbl.	AR25	.050	1967 V8-427CID 4 bbl.	AR33	.035
1964 V8-260CID	AR33	.035	1969-68 V8-428CID 4 bbl.	AR33	.035
1968-66 V8-289CID 2 & 4 bbl.	AR33	.035	1972-70 V8-429CID 4 bbl.	AR33	.035
1968-64 V8-289CID 4 bbl. High Perf	AR33	.035	1971-70 V8-429CID 4 bbl. C	AR24	.035
1975 V8-302CID 2 bbl.	AR25	.044	1974 V8-460CID 4 bbl. Police	AR25	.035
1973-68 V8-302CID 2 & 4 bbl.	AR33	.035	HONDA		
1971-70 V8-302CID 2 & 4 bbl.	AR24	.035	<i>Del Sol</i>		
1973-70 V8-351CID 2 & 4 bbl. C	AR25	.035	1997-94 4-1.6L F/inj. DOHC V-Tec	AR3923	.052
1971 V8-351CID 4 bbl. C	AR24	.035	HYUNDAI		
1970-69 V8-351CID 2 & 4 bbl. W	AR33	.035	<i>Tiburon</i>		
1969-67 V8-390CID 4 bbl.	AR33	.035	2008-07 V6-2.7L F/inj. (24V) DOHC	AR3924	.044
1968 V8-427CID 4 bbl.	AR33	.035	2006-04 V6-2.7L F/inj. (24V) DOHC	AR3923	.044
1970-68 V8-428CID 4 bbl.	AR33	.035	2003 V6-2.7L F/inj. (24V) DOHC	AR3924	.044
1971-70 V8-429CID 4 bbl. C	AR24	.035	INFINITI		
1971-69 V8-429CID 4 bbl.	AR33	.035	<i>G20</i>		
			2002-91 4-2.0L F/inj. (16V) DOHC SR20DE	AR3924	.044





High Performance Racing Applications

	PLUG 	GAP ÉNCARTEMENT ESPACIO		PLUG 	GAP ÉNCARTEMENT ESPACIO
JAGUAR			LOTUS (Cont'd/Suite/Continúa)		
<i>S Type</i>			<i>Exige</i>		
2008-03 V6-3.0L F/inj. (24V) DOHC	AR103	.050	2009 4-1.8L F/inj. (16V) DOHC 2ZZ-GE SC	AR3923	.044
2008-01 V8-4.2L F/inj. (32V) DOHC	AR3924	.040	2008 4-1.8L F/inj. (16V) DOHC 2ZZ-GE SC	AR3923	.044
2008-03 V8-4.2L F/inj. (32V) DOHC SC	AR3924	.040	2007-06 4-1.8L (16V) DOHC 2ZZ-GE	AR3923	.044
<i>SUPER V8</i>			MAZDA		
2008-06 V8-4.2L F/inj. (32V) DOHC SC	AR3924	.040	6		
<i>X TYPE</i>			2005-03 4-2.3L F/inj. (16V) DOHC	AR103	.044
2005-03 V6-2.5L F/inj. DOHC (D)	AR103	.050	2008-03 V6-3.0L F/inj. (24V) DOHC	AR103	.044
2008-05 V6-3.0L F/inj. (24V) DOHC (C)	AR103	.050	<i>Miata</i>		
2004-03 V6-3.0L F/inj. (24V) DOHC (F)	AR103	.050	2005-97 4-1.8L F/inj. DOHC	AR3924	.044
<i>XJ-6</i>			2005-04 4-1.8L F/inj. DOHC Turbo	AR3924	.044
1997-89 6-4.0L F/inj.	AR3924	.035	<i>MX-6</i>		
1997-96 6-4.0L F/inj. SC	AR3923	.035	1997-94 4-2.0L F/inj. (C)	AR3924	.044
<i>XJ8</i>			MERCEDES		
2008-04 V8-4.2L D.I. (32V) DOHC	AR3924	.050	<i>SLK230 - Roadster</i>		
2003-01 V8-4.0L F/inj. (32V) DOHC	AR3924	.050	2004-98 4-2.3L F/inj. (16V) DOHC 111983 SC	AR3923	.040
2002-00 V8-4.0L F/inj. (32V) DOHC SC	AR3923	.050	2009-06 V8-5.5L F/inj. (24V) SOHC	AR3923	.040
<i>XJ-12</i>			2005 V8-5.5L F/inj. (24V) SOHC	AR3924	.040
1997-94 V12-6.0L F/inj.	AR103	.035	MERCURY		
<i>XJR, XJR-S</i>			<i>Capri RWD</i>		
2008-04 V8-4.2L F/inj. (32V) DOHC SC	AR3923	.050	1986-83 4-2.3L F/inj. Turbo (W)	AR764	.034
2003-98 V8-4.0L F/inj. (32V) DOHC SC	AR3923	.050	1979 4-140CID 2 bbl. Turbo (W)	AR764	.034
1999-98 V8-4.0L F/inj.	AR3924	.050	1985-84 V8-5.0L F/inj. HO (M)	AR25	.044
1997-95 6-4.0L F/inj. SC	AR3923	.035	1983 V8-5.0L 4 bbl. HO (F)	AR25	.044
<i>XJ-S</i>			1982 V8-5.0L VV (F)	AR25	.050
1996-91 6-4.0L F/inj.	AR3924	.035	<i>Comet</i>		
1996-93 V12-6.0L F/inj.	AR103	.035	1963 V8-260CID	AR33	.035
1992-82 V12-5.3L F/inj.	AR103	.025	1967-65 V8-289CID 2 & 4 bbl.	AR33	.035
<i>XK-8</i>			1974-68 V8-302CID 2 & 4 bbl.	AR33	.035
2008-03 V8-4.2L F/inj. (32V) DOHC	AR3924	.040	1973-69 V8-351CID 2 & 4 bbl.	AR33	.035
2002-97 V8-4.0L F/inj.	AR3924	.050	1970-66 V8-390CID 2 & 4 bbl.	AR33	.035
<i>XKR</i>			1967 V8-427CID 2-4bbl	AR33	.035
2008-03 V8-4.2L F/inj. (32V) DOHC SC (B)	AR3924	.040	1969-68 V8-427CID 4 bbl.	AR33	.035
2002-00 V8-4.0L F/inj. (32V) DOHC SC	AR3923	.050	1969 V8-428CID 4 bbl.	AR33	.035
LEXUS			1970 V8-429CID 4 bbl.	AR24	.035
<i>SC430</i>			<i>Cougar</i>		
2009-01 V8-4.3L F/inj. (32V) QOHC 3UZFE	AR3923	.044	2002-99 V6-2.5L F/inj. (24V) DOHC (L)	AR764	.054
LOTUS			<i>Cougar, XR-7</i>		
<i>Elan</i>			1986 4-2.3L F/inj. Turbo (W)	AR764	.034
1992-90 4-1.6L F/inj.	AR3923	.044	1967 V8-289CID 2 & 4 bbl.	AR33	.035
<i>Elise</i>			1969-68 V8-302CID 2 & 4 bbl.	AR33	.035
2009 4-1.8L F/inj. (16V) DOHC 2ZZ-GE	AR3923	.044	1970 V8-302CID 2 bbl. C	AR24	.035
2009 4-1.8L F/inj. (16V) DOHC 2ZZ-GE SC	AR3923	.044	1974-69 V8-351CID 2 & 4 bbl.	AR33	.035
2008 4-1.8L F/inj. (16V) DOHC 2ZZ-GE SC	AR3923	.044	1974-70 V8-351CID 2 & 4 bbl. C	AR25	.035
2007-04 4-1.8L F/inj. (16V) DOHC 2ZZ-GE	AR3923	.044	1975 V8-351CID 2 bbl. M	AR25	.044
<i>Esprit</i>			1969-67 V8-390CID 2 & 4 bbl.	AR33	.035
2005-97 V8-3.5L F/inj. Turbo	AR3923	.035	1997-94 V8-4.6L F/inj. SOHC (W)	AR764	.054
<i>Exige</i>			1968 V8-427CID 4 bbl.	AR33	.035
2009 4-1.8L F/inj. (16V) DOHC 2ZZ-GE	AR3923	.044			

High Performance Racing Applications

	PLUG 	GAP ÉNCARTEMENT ESPACIO		PLUG 	GAP ÉNCARTEMENT ESPACIO
MERCURY (Cont'd/Suite/Continúa)			MITSUBISHI (Cont'd/Suite/Continúa)		
<i>Cougar, XR-7</i>			<i>Eclipse</i>		
1970-69 V8-428CID 4 bbl.	AR33	.035	2004 V6-3.0L F/inj. (24V) SOHC (H)	AR3923	.044
1969 V8-428CID 4 bbl. Police	AR33	.035	2003-00 V6-3.0L F/inj. (24V) DOHC 6G72	AR3923	.044
1969 V8-429CID 2 & 4 bbl.	AR33	.035	2008-07 V6-3.8L F/inj. (24V) SOHC	AR3923	.044
1993-91 V8-5.0L F/inj. HO (T)	AR25	.054	<i>Lancer</i>		
<i>Cyclone</i>			2008 4-2.0L F/inj. DOHC	AR3923	.044
1971-70 V8-351CID 2 & 4 bbl. C	AR25	.035	2008 4-2.0L F/inj. DOHC Turbo	AR3923	.044
1971-70 V8-429CID 4 bbl.	AR24	.035	2007-04 4-2.0L F/inj. DOHC	AR3924	.044
<i>Meteor</i>			2007-04 4-2.0L F/inj. (16V) SOHC Turbo	AR3924	.032
1970-68 V8-302CID 4 bbl.	AR33	.035	2002 4-2.0L F/inj. (16V) DOHC 4G64	AR3924	.044
1972-71 V8-351CID 2 & 4 bbl.	AR33	.035	2003 4-2.0L F/inj. (16V) DOHC 4G63 Turbo	AR3924	.044
1970-62 V8-390CID 2 & 4 bbl.	AR33	.035	2005-04 4-2.4L F/inj. (16V) SOHC	AR3924	.044
1965-62 V8-390CID Police	AR33	.035	MORGAN		
1963-62 V8-406CID 3-2bbl	AR33	.035	<i>Aero 8</i>		
1963-62 V8-406CID 4 bbl.	AR33	.035	2007 V8-4.4L F/inj. (32V) QOHC	AR3924	.032
1965-63 V8-427CID 2-4bbl	AR33	.035	NISSAN		
1965-63 V8-427CID 4 bbl.	AR33	.035	<i>200SX</i>		
1968-66 V8-428CID 4 bbl.	AR33	.035	1998-95 4-1.6L F/inj. DOHC GA16DE	AR3923	.044
1970-66 V8-428CID 4 bbl. Police	AR33	.035	1998-96 4-2.0L F/inj. DOHC SR20DE	AR3924	.044
1971-70 V8-429CID 2 & 4 bbl.	AR33	.035	<i>240SX</i>		
<i>Montego</i>			1998-91 4-2.4L F/inj. DOHC KA24DE	AR3924	.044
1971-70 V8-429CID 4 bbl. HO	AR24	.035	<i>300ZX</i>		
<i>Sable</i>			1996-94 V6-3.0L F/inj. VG30DE	AR3924	.044
2005 V6-3.0L F/inj. (S)	AR103	.054	1996-91 V6-3.0L F/inj. VG30DETT Turbo	AR3924	.044
2004-03 V6-3.0L F/inj. (S)	AR764	.054	<i>Altima</i>		
2001-02 V6-3.0L F/inj. (S)	AR764	.054	2001-93 4-2.4L F/inj. (B)	AR3924	.044
2000 V6-3.0L F/inj. (S)	AR103	.054	<i>Sentra</i>		
1999-96 V6-3.0L F/inj. (S)	AR764	.054	1998-94 4-1.6L F/inj. DOHC GA16DE	AR3924	.044
2005-01 V6-3.0L F/inj. (U)	AR103	.044	2001-98 4-2.0L F/inj. DOHC SR20DE	AR3924	.044
2000-86 V6-3.0L F/inj. (U)	AR764	.044	1997-94 4-2.0L F/inj. DOHC SR20DE	AR3924	.032
MERKUR			PANOZ		
<i>XR4Ti</i>			<i>Esperante</i>		
1989-88 4-2.3L F/inj. Turbo (T)	AR764	.034	2007-00 V8-4.6L F/inj. (32V) DOHC	AR103	.054
1987-85 4-2.3L F/inj. Turbo (W)	AR764	.034	<i>Roadster</i>		
MITSUBISHI			2001-99 V8-4.6L F/inj. (32V) DOHC	AR103	.054
<i>3000 SL, GT, VR-4</i>			PLYMOUTH		
1999-91 V6-3.0L F/inj. DOHC	AR3923	.044	<i>Neon</i>		
1999-91 V6-3.0L F/inj. DOHC Turbo	AR3923	.044	2001-94 4-2.0L F/inj. SOHC (C)	AR3923	.035
<i>Diamante</i>			1999-95 4-2.0L F/inj. DOHC (Y)	AR3923	.035
2004-97 V6-3.5L F/inj. (24V) SOHC 6G74 (P)	AR3924	.044	PONTIAC		
1996-92 V6-3.0L F/inj. DOHC	AR3923	.044	<i>Fiero</i>		
<i>Eclipse</i>			1988-85 V6-2.8L F/inj. HO (9)	AR23	.045
1999-97 4-2.0L F/inj. DOHC	AR3923	.044	<i>Firebird</i>		
1996 4-2.0L F/inj. DOHC	AR3923	.032	1984-83 V6-2.8L 2 bbl. HO (L)	AR23	.045
1995 4-2.0L F/inj. DOHC	AR3924	.044	1986-85 V6-2.8L F/inj. HO (S)	AR23	.045
2007-05 4-2.4L F/inj. SOHC	AR3923	.044	1989 V6-3.8L F/inj. Turbo (7)	AR103	.035
2004-96 4-2.4L F/inj. SOHC	AR3924	.044	1985 V8-5.0L 4 bbl. (G)	AR25	.045
2005 V6-3.0L F/inj. (24V) SOHC (H)	AR3924	.044	1986 V8-5.0L 4 bbl. (H)	AR24	.045

High Performance Racing Applications

	PLUG 	GAP ÉNCARTEMENT ESPACIO		PLUG 	GAP ÉNCARTEMENT ESPACIO
PONTIAC (Cont'd/Suite/Continúa)			VOLKSWAGEN (Cont'd/Suite/Continúa)		
<i>Firebird</i>			<i>Beetle</i>		
1986-85 V8-5.0L F/inj. (F)	AR24	.035	2002 4-2.0L F/inj. Turbo	AR3923	.043
1987 V8-5.7L F/inj. (8)	AR24	.035	<i>EOS</i>		
<i>Grand Prix/FWD</i>			2009-07 4-2.0L D.I. Turbo	AR3923	.032
1990-89 V6-3.1L F/inj. Turbo (V)	AR103	.045	2007 V6-3.2L D.I.	AR3923	.032
<i>Grand Prix/RWD</i>			<i>GLI</i>		
1986 V8-5.0L 4 bbl. (H)	AR24	.045	2008 2.0L D.I. Turbo	AR3923	.032
PORSCHE			<i>Golf, GTI, Cabriolet</i>		
<i>911, 911 Carrera, 911 Carrera 2/4, 911 SC Coupe, 911 Turbo</i>			2006-01 4-1.8L F/inj. (20V) DOHC Turbo	AR3923	.032
2001-99 6-3.4L F/inj. DOHC	AR3923	.032	2000 4-1.8L F/inj. (20V) DOHC Turbo	AR3923	.040
2005-02 6-3.6L F/inj.	AR3923	.032	2009-06 2.0L D.I. (16V) DOHC Turbo	AR3923	.032
2009-94 6-3.6L F/inj. Turbo	AR3923	.032	2005-02 4-2.0L F/inj. SOHC	AR3923	.043
1990 6-3.6L F/inj.	AR3924	.032	2001-00 4-2.0L F/inj. SOHC	AR3923	.040
<i>968</i>			1999 4-2.0L F/inj. (16V)	AR3924	.040
1994 4-3.0L F/inj.	AR3923	.032	1998-90 4-2.0L F/inj. (16V)	AR3924	.028
<i>Boxster</i>			2006-02 V6-2.8L F/inj. DOHC	AR3924	.043
2000-98 6-2.5L F/inj. DOHC	AR3923	.032	2001-00 V6-2.8L F/inj. DOHC	AR3924	.040
2005-00 6-2.7L F/inj. DOHC	AR3923	.032	1999-97 V6-2.8L F/inj.	AR3924	.028
2005-00 6-3.2L F/inj. DOHC	AR3923	.032	1996-95 V6-2.8L F/inj.	AR3923	.028
<i>Carrera GT</i>			1994 V6-2.8L F/inj.	AR3924	.028
2006-04 V10-5.7L F/inj.	AR3923	.032	1993 V6-2.8L F/inj.	AR3923	.028
TOYOTA			<i>Passat, Passat Syncro</i>		
<i>Camry</i>			2005-03 4-1.8L F/inj. DOHC Turbo	AR3923	.043
2001-92 4-2.2L F/inj. DOHC 5S-FE	AR3923	.044	2002-98 4-1.8L F/inj. DOHC Turbo	AR3923	.032
2009-02 4-2.4L F/inj. (16V) DOHC 2AZ-FE	AR3923	.044	2008-06 4-2.0L D.I. (16V) DOHC Turbo	AR3923	.032
2006-94 V6-3.0L F/inj. DOHC 1MZ-FE	AR3923	.044	1997-94 4-2.0L F/inj.	AR3924	.028
2006-04 V6-3.3L F/inj. (24V) DOHC 3MZ-FE	AR3923	.044	1993-92 4-2.0L F/inj.	AR3923	.028
<i>Celica-All Trac, ST, GT, GTS</i>			1991-90 4-2.0L F/inj.	AR3924	.028
2005-00 4-1.8L F/inj. (16V) DOHC 1ZZ-FE	AR3924	.044	2005-02 V6-2.8L F/inj.	AR3924	.043
2005-00 4-1.8L F/inj. (16V) DOHC 2ZZ-GE	AR3923	.044	2001 V6-2.8L F/inj.	AR3924	.040
1998-94 4-1.8L F/inj. 7A-FE	AR3924	.032	2000 V6-2.8L F/inj. SOHC Turbo	AR3924	.040
1993-90 4-2.0L F/inj. 3S-GTE Turbo	AR3923	.032	1999-97 V6-2.8L F/inj.	AR3924	.028
1999-91 4-2.2L F/inj. 5S-FE	AR3923	.044	1996-92 V6-2.8L F/inj.	AR3923	.028
1990 4-2.2L F/inj. 5S-FE	AR3924	.044			
<i>MR2, Spyder</i>					
2005-00 4-1.8L F/inj. (16V) DOHC 1ZZ-FE	AR3924	.044			
1995-91 4-2.0L F/inj. (16V) 3S-GTE Turbo	AR3923	.032			
1995-92 4-2.2L F/inj. (16V) 5S-FE	AR3923	.044			
1991 4-2.2L F/inj. (16V) 5S-FE	AR3924	.044			
<i>Paseo</i>					
1999-92 4-1.5L F/inj. 5E-FE	AR3924	.044			
<i>Supra, Celica Supra</i>					
1998-93 6-3.0L F/inj. 2JZ-GE	AR3924	.044			
1998-93 6-3.0L F/inj. 2JZ-GTE Turbo	AR3923	.044			
VOLKSWAGEN					
<i>Beetle</i>					
2005-99 4-1.8L F/inj. (20V) DOHC Turbo	AR3923	.032			
2005-2000 4-2.0L SOHC	AR3923	.043			